

HOÀNG VĂN VÂN (Tổng Chủ biên) – LƯƠNG QUỲNH TRANG (Chủ biên)
NGUYỄN THỊ LAN ANH – ĐỖ THỊ NGỌC HIỀN – NGUYỄN BÍCH THUYẾT – NGUYỄN QUỐC TUẤN

Tiếng Anh



NHÀ XUẤT BẢN GIÁO DỤC VIỆT NAM



HOÀNG VĂN VÂN (Tổng Chủ biên) - LƯƠNG QUỲNH TRANG (Chủ biên)
NGUYỄN THỊ LAN ANH - ĐỖ THỊ NGỌC HIỀN - NGUYỄN BÍCH THUY - NGUYỄN QUỐC TUẤN

Tiếng Anh

SÁCH HỌC SINH

2



NHÀ XUẤT BẢN GIÁO DỤC VIỆT NAM





ICONS



Listen



Repeat



Track



Point



Say/Answer



Chant



Tick



Circle



Look



Write/Draw



Let's talk/Ask



Let's sing



Find



Play



Read



Guess



Rearrange



Match



Cross

BOOK MAP

Unit	Phonics	Vocabulary	Sentence Patterns	Page
1 At my birthday party	p	pasta, popcorn, pizza	The popcorn is yummy.	6
2 In the backyard	k	kite, bike, kitten	Is she flying a kite? Yes, she is./ No, she isn't.	9
Fun time 1				12
3 At the seaside	s	sail, sand, sea	Let's look at the sea!	14
4 In the countryside	r	rainbow, river, road	What can you see? I can see a rainbow.	17
Review 1				20
5 In the classroom	q	question, square, quiz	What's he doing? He's doing a quiz.	23
6 On the farm	x	box, fox, ox	Is there a fox? Yes, there is./ No, there isn't.	26
Fun time 2				29
7 In the kitchen	j	juice, jelly, jam	Pass me the jam, please. Here you are.	31
8 In the village	v	village, van, volleyball	Can you draw a van? Yes, I can./No, I can't.	34
Review 2				37

Unit	Phonics	Vocabulary	Sentence Patterns	Page
9 In the grocery store	y	yogurt, yams, yo-yos	What do you want? I want some yams.	40
10 At the zoo	z	zoo, zebu, zebra	Do you like the zoo? Yes, I do./ No, I don't.	43
Fun time 3				46
11 In the playground	i	sliding, riding, driving	They're driving cars.	48
12 At the café	a	grapes, cake, table	The cake is on the table. The grapes are on the table.	51
Review 3				54
13 In the maths class	n	eleven, thirteen, fourteen, fifteen	What number is it? It's eleven.	57
14 At home	er	brother, sister, grandmother	How old is your brother? He's nineteen.	60
Fun time 4				63
15 In the clothes shop	sh	shirts, shoes, shorts	Where are the shoes? Over there.	65
16 At the campsite	t	tent, teapot, blanket	Is the blanket near the tent? No, it isn't. It's in the tent.	68
Review 4				71
Glossary				74

Unit 1

At my birthday party

Lesson 1

1

Listen and repeat.

Track 2



Pp



2

Point and say.



popcorn

pasta

pizza

Lesson 2

3

Listen and chant.



Track 3

P, p, pasta.

P, p, pizza.

P, p, popcorn.

I like pasta.

I like pizza.

I like popcorn.

Yummy, yummy, yummy.



4

Listen and tick.



Track 4

1



a

☐


b

☐

2



a

☐


b

☐

5

Look and write.



P

p



_izza



_opcorn



_asta

Lesson 3

6

Listen and repeat.

Track 5



The popcorn is yummy.



7

Let's talk.



The _____ is yummy.



a



b



c

8

Let's sing!

Track 6



It's my birthday party.
I like pasta.
The pasta is yummy.
I like pizza.
The pizza is yummy.
I like popcorn.
The popcorn is yummy.



Unit

2

In the backyard

Lesson 1

1

Listen and repeat.

Track 7



Kk

kite

bike

2

Point and say.



kitten

Lesson 2

3

Listen and chant.



K, k, kite.

He's flying a kite.

K, k, bike.

He's riding a bike.

K, k, kitten.

She's playing with a kitten.



4

Listen and circle.



1



a



b

2



a



b

5

Look and write.



bi_e



_ite



_itten

Lesson 3

6

Listen and repeat.

Track 10



Is she flying a kite?

Yes, she is.



Is he flying a kite?

No, he isn't.



7

Let's talk.



Is he _____?

Is she _____?

Yes, _____.

No, _____.



a



b



c

8

Let's sing!

Track 11



Where's **K**ate?
She's in the yard.
Is she riding a **bike**?
Yes, she is. Yes, she is.

Where's **K**en?
He's in the yard.
Is he riding a **bike**?
No, he isn't. No, he isn't.



Fun time 1

1

Find and circle the words. Then say.



obspizzanm

a



vokittenbh

b



abpopcornd

c



mkbikebdal

d

2

Let's play.



Stand up! Sit down!



3

Look, read and write. Then say aloud.



1. The _____ is yummy.



2. A: Is he flying a _____?
B: Yes, he is.



3. A: Is she riding a _____?
B: Yes, she is.



4. The _____ is yummy.

4

Let's play.



Spelling chain



Unit

3

At the seaside

Lesson 1

1

Listen and repeat.

Track 12



Ss

sail

sand

sea

2

Point and say.



Lesson 2

3

Listen and chant.

Track 13



S, s, sea.
S, s, sail.
S, s, sand.

I can see the sea.
I can see the sail.
I can see the sand
At the seaside.



4

Listen and tick.

Track 14



1

☐ a

☐ b

2

☐ a

☐ b

5

Look and write.



S

S



_ea



_ail



_and

Lesson 3

6

Listen and repeat.

Track 15



Let's look at the sea!



7

Let's talk.



Let's ____!



a



b



c

8

Let's sing!

Track 16



It's **S**aturday.
It's a **s**unny day.
We're at the **s**easide.
Let's look at the **s**ail!

It's **S**unday.
It's a **s**unny day.
We're at the **s**easide.
Let's look at the **s**and!



Unit 4

In the countryside

Lesson 1

1

Listen and repeat.

Track 17



Rr

rainbow

river

road

2

Point and say.



Lesson 2

3

Listen and chant.

Track 18



R, r, road.
There's a road.

R, r, river.
There's a river.

R, r, rainbow.
There's a rainbow.



4

Listen and circle.

Track 19



1



a



b

2



a



b

5

Look and write.



R

r



_oad



_iver



_ainbow

Lesson 3

6

Listen and repeat.

Track 20



7

Let's talk.



What can you see?

I ____.



a



b




c

8

Let's sing!

Track 21



What can you see?
I can see a **r**ainbow.
A **r**ainbow in the sky.

What can you see?
I can see a **r**iver.
A **r**iver near the **r**oad.

Review 1

Phil and Sue

1

Listen and read.



Hi! I'm
Phonic Phil!

... and I'm
Super Sue!



1

Look! Ba's flying
a kite!



2

Look! Ken's having
a big pizza!



3

Look! Kate's playing
with a kitten!



4

Let's look at the sea!



I can see
a rainbow.

What can
you see?

2

Look again and circle.



bike

pasta

pizza

sail

sea

rainbow

road

kitten

1

Listen and tick.



1



a

☐

b

☐

2



a

☐

b

☐

3



a

☐

b

☐

2

Listen and circle.



1

s

r

2

r

p

3

p

k

4

s

k

3

Write and say.



1

_opcorn



2

_itten



3

_and



4

_ainbow

4

Read and tick.



1 Let's look at the river!

2 A: Is she flying a kite?
B: Yes, she is.

3 A: What can you see?
B: I can see a road.



a ☐



b ☐



a ☐

b ☐



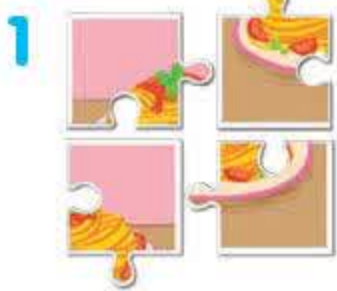
a ☐



b ☐

5

Guess, read and circle. Then say.



a. The pasta is yummy.
b. The pizza is yummy.

a. I can see a sail.
b. I can see a rainbow.

a. Let's look at the sea!
b. Let's look at the road!

6

Write the words.



rainbow

k_ _ _

s_ _

p_ _ _ _

p_ _ _ _

r_ _ _

Unit 5 In the classroom

Lesson 1

1

Listen and repeat.

Track 25



Qq

? question

square

quiz

2

Point and say.



Lesson 2

3

Listen and chant.

Track 26



Q, q, a square.
He's colouring a square.

Q, q, a question.
He's answering a question.

Q, q, a quiz.
She's doing a quiz.



4

Listen and tick.

Track 27



1



a

☐


b

☐

2



a


☐


b

☐

5

Look and write.



s__uare



__uiz



__uestion

Lesson 3

6

Listen and repeat.

Track 28




What's she doing?

She's colouring a square.

What's he doing?

He's doing a quiz.



7

Let's talk.



What's _____?

_____.



a



b



c

8

Let's sing!

Track 29



What's he doing?
He's doing a quiz.

What's he doing?
He's colouring a square.

What's she doing?
She's answering a question.



Unit

6

On the farm

Lesson 1

1

Listen and repeat.

Track
30



x x

box

fox

ox

2

Point and say.



Lesson 2

3

Listen and chant.

Track 31



X, x, a box.

I can see a box on the farm.

X, x, a fox.

I can see a fox on the farm.

X, x, an ox.

I can see an ox on the farm.



4

Listen and circle.

Track 32



1



a



b

2



a



b

5

Look and write.



fo__



o__



bo__

Lesson 3

6

Listen and repeat.

Track 33



Is there a fox?

Yes, there is.



Is there a fox?

No, there isn't.



7

Let's talk.



Is there a _____?

Is there an _____?

Yes, _____.

No, _____.



a



b



c

8

Let's sing!

Track 34



Is there a fox? Is there a fox?
Yes, there is. Yes, there is.
There's a fox in the box.

Is there an ox? Is there an ox?
No, there isn't. No, there isn't.
There isn't an ox on the farm.



Fun time 2

1

Rearrange the letters to make words. Then say.



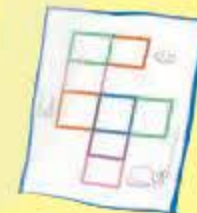
1. aqsuer _____



2. ofx _____



3. uziq _____



4. xbo _____



2

Let's play.

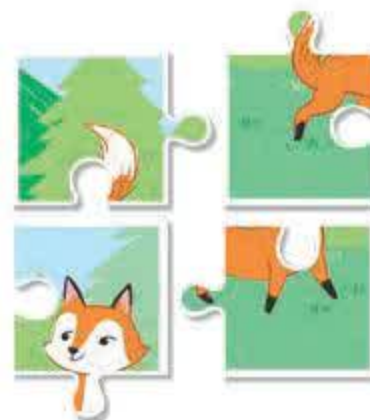


Bingo

quiz	rainbow	square
box	road	fox
ox	sail	question

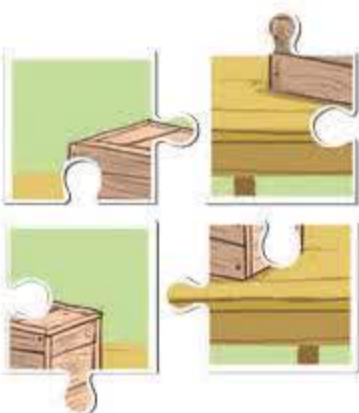
3

Guess and write. Then say.



1. A: What's she doing?
B: She's doing a _____.

2. A: Is there a _____?
B: Yes, there is.



3. A: Is there a _____?
B: Yes, there is.
4. A: What's he doing?
B: He's answering a _____.

4

Let's play.



Spelling bee



Unit 7 In the kitchen

Lesson 1

1

Listen and repeat.

Track 35



Jj

juice

jelly

2

Point and say.



jam

Lesson 2

3

Listen and chant.

Track 36



J, j, jam.
I like jam.

J, j, juice.
I like juice.

J, j, jelly.
I like jelly.



4

Listen and tick.

Track 37



1



a

☐

b

☐

2



a

☐

b

☐

5

Look and write.



J

j



_elly



_uice



_am

Lesson 3

6

Listen and repeat.

Track 38



7

Let's talk.



_____, please.

Here _____.



a



b



c

8

Let's sing!

Track 39



Jam, juice, jelly.
 Pass me the jam.
 Pass me the juice.
 Pass me the jelly.
 Here you are.
 Here you are.
 Here you are.



Unit

8

In the village

Lesson 1

1

Listen and repeat.

Track 40



Vv

village

van

volleyball

2

Point and say.



Lesson 2

3

Listen and chant.

Track 41



V, v, van.

This is a van.

V, v, village.

This is a village.

V, v, volleyball.

This is a volleyball.



4

Listen and circle.

Track 42



1



a



b

2



a



b

5

Look and write.



_illage



_olleyball



_an

Lesson 3

6

Listen and repeat.



Track 43

Can you draw a van?

No, I can't.

Yes, I can.



7

Let's talk.



Can you draw a _____?

Yes, _____.

No, _____.



a



b



c



d

8

Let's sing!



Track 44

Can you draw a **v**an?

Yes, I can.

Can you draw a **v**olleyball?

Yes, I can.

Can you draw a **v**illage?

No, I can't.



Review 2

Phil and Sue

1

Listen and read.

Track 45



Hello, I'm
Phonic Phil!



... and I'm
Super Sue!

1

Let's go to Ba's village!



Great!

2

Hi, Phil and Sue.

Hello, Ba.
And hello, ...



This is my
mother.

3

Pass me the
juice, please.



Thank you!

Here you are.

4

Oh, there's
a volleyball.

Let's play!



OK.

2

Look again and circle.



quiz

square

box

juice

jelly

village

ox

van

1

Listen and tick.

Track 46



Self-check

1



a

☐

b

☐

2



a

☐

b

☐

3



a

☐

b

☐

2

Listen and circle.

Track 47



1

q

v

2

x

j

3

x

q

4

v

j

3

Write and say.



1

fo_



2

_uestion



3

_uice



4

_illage

4

Read and tick.



1

A: Is there a box?
B: Yes, there is.



a

☐

b

☐

2

A: Can you draw a van?
B: Yes, I can.



a

☐

b

☐

3

A: What's he doing?
B: He's doing a quiz.



a

☐

b

☐

5

Find the words.



square

box

juice

van

a	m	s	w	y	j	t	q
q	e	j	e	l	l	y	u
u	v	i	l	l	a	g	e
j	a	q	v	b	o	x	s
u	n	e	q	u	i	z	z
i	e	l	i	s	h	k	t
c	g	s	q	u	a	r	e
e	r	f	o	f	o	x	m

quiz

fox

jelly

village

6

Write the words.



v_____

s_____

b____

j_____

j_____

v_____



Review 2

39

Unit 9

In the grocery store

Lesson 1

1

Listen and repeat.

Track 48



Yy

yogurt

yams

2

Point and say.



yo-yos

Lesson 2

3

Listen and chant.

Track 49



Y, y, yo-yos.

Can you see the yo-yos?

Y, y, yams.

Can you see the yams?

Y, y, yogurt.

Can you see the yogurt?



4

Listen and tick.

Track 50



1



a ☐



b ☐

2




a ☐



b ☐

5

Look and write.



__ams



__ogurt



__o-__os

Lesson 3

6

Listen and repeat.

Track 51



What do you want?

I want some yams.



7

Let's talk.



What do you want?

I ____.



8

Let's sing!

Track 52



Yo-yos and yogurt.
I want some yo-yos.
I want some yogurt.

Yams and apples.
Mum wants some yams.
Mum wants some apples.



Unit 10

At the zoo

Lesson 1

zoo

1

Listen and repeat.

Track 53



Zz

zebu

zebra

2

Point and say.



Lesson 2

3

Listen and chant.

Track 54



Z, z, zoo.
We're at the zoo.

Z, z, zebra.
That's a zebra.

Z, z, zebu.
That's a zebu.



4

Listen and circle.

Track 55



1



a




b

2



a



b

5

Look and write.



__oo



__ebra



__ebu

Lesson 3

6

Listen and repeat.

Track 56



7

Let's talk.



Do you like the _____?

Yes, _____.

No, _____.



a



b



c

8

Let's sing!

Track 57



We're at the **zoo**.
Do you like the **zebu**?
Yes, I do. Yes, I do.

We're at the **zoo**.
Do you like the **zebra**?
Yes, I do. Yes, I do.



Fun time 3

1

Circle and match. Then say.



kcayogurtklmyamspohzoobvtzebradatyoysmyn



a



b



c



d



e

2

Let's play.



What and where

zebu

yogurt

zebra

zoo

yams



3

Write and say.



1




2



3



4



1. I want some _____.
2. I want some _____.
3. Do you like the _____? No, I don't.
4. Do you like the _____? Yes, I do.

4

Let's play.



Pass the word



Unit 11 In the playground

Lesson 1

Ii

1

Listen and repeat.

Track 58



sliding

riding

driving

2

Point and say.



Lesson 2

3

Listen and chant.

Track 59



I, i, riding.
She's riding a bike.

I, i, driving.
He's driving a car.

I, i, sliding.
They're sliding.



4

Listen and tick.

Track 60



1



a ☐



b ☐

2



a ☐



b ☐

5

Write and say.



r_ding



dr_ving



sl_ding

Lesson 3

6

Listen and repeat.

Track 61



They're driving cars.



7

Let's talk.



They're ____.



a



b



c

8

Let's sing!

Track 62



Riding bikes, riding bikes.
They're riding bikes.
Driving cars, driving cars.
They're driving cars.
Sliding, sliding, sliding.
They're sliding.
In the playground.



Unit 12 At the café

Lesson 1

1

Listen and repeat.

Track 63



Aa

grapes

cake

2

Point and say.



table

Lesson 2

3

Listen and chant.

Track 64



A, a, cake.


A, a, cake.

He's having a cake.

A, a, grapes.

A, a, grapes.

She's having grapes.



4

Listen and circle.

Track 65



1



a



b

2



a



b

5

Write and say.



t_ble



gr_pes



c_ke

Lesson 3

6

Listen and repeat.



The cake is on the table.

The grapes are on the table.



7

Let's talk.



The _____ is _____.

The _____ are _____.



8

Let's sing!



Look at the **cake**.
The **cake** is on the **table**.

Look at the **grapes**.
The **grapes** are on the **table**.

We're having a **cake**.
We're having **grapes**.



Review 3

Phil and Sue

1

Listen and read.



Hello, I'm
Phonic Phil!



... and I'm
Super Sue!

1

The cake is
on the table.

Today is Super
Sue's birthday.



And the grapes are
on the table, too.

2

Do you like the cake?

Yes, I do.



3

Where's Sue?

Oh, Sue and Kate
are here. They're
riding bikes.



4

Happy birthday, Sue!



2

Look again and circle.



grapes

yogurt

cake

yams

riding

sliding

zoo

zebra

1

Listen and tick or cross.



1 ☐



2 ☐



3 ☐



4 ☐

2

Listen and circle.



1

a

i

2

y

a

3

y

z

4

i

z

3

Write and say.



1 gr_pes



2 _ams



3 dr_ving



4 _oo

4

Read and tick.



1

They're sliding.

2

The grapes are on the table.

3

A: What do you want?
B: I want some yogurt.



a

☐

b

☐


a

☐

b

☐


a

☐

b

☐

5


Draw a zebra or a zebu. Then ask your friend.



Do you like the _____?

Yes, _____.

No, _____.



6

Write the words.



s_____

r_____

z_____

c_____

y_____

g_____

Unit 13

In the maths class

Lesson 1

1

Listen and repeat.

Track 71



Nn

eleven

thirteen

$$10 + 1 = 11$$

$$10 + 3 = 13$$

$$10 + 4 = 14$$

$$10 + 5 = 15$$

fourteen

fifteen

2

Point and say.



Lesson 2

3

Listen and chant.



N, n, eleven.

N, n, thirteen.

How many balls?

Eleven or thirteen?

N, n, fourteen.

N, n, fifteen.

How many dolls?

Fourteen or fifteen?

4

Listen and tick.



1

13

11

a

☐

b

☐

2

14

15

a

☐

b

☐

5

Write and say.



11

13

14

15

eleve_

thirtee_

fourtee_

fiftee_

Lesson 3

6

Listen and repeat.



What number is it?

It's twelve.



It's eleven.



What number is it?

7

Let's talk.



What number ____?

_____.

12

a

13

b

14

c

15

d

8

Let's sing!



What number is it?
Eleven, twelve or thirteen?
It's thirteen.

What number is it?
Thirteen, fourteen or fifteen?
It's fifteen.



Unit 14 At home

Lesson 1

1

Listen and repeat.

Track 76



er

sister

brother

grandmother

2

Point and say.



Lesson 2

3

Listen and chant.



Track 77

Er, er, sister.
She's my sister.
She's sixteen.

Er, er, brother.
He's my brother.
He's nineteen.



4

Listen and circle.



Track 78

1



a



b

2



a



b

5

Write and say.



grandmoth__



broth__



sist__

Lesson 3

6

Listen and repeat.

Track 79



He's nineteen.

How old is your brother?



7

Let's talk.



How old _____?

_____.



a



b



c



d

8

Let's sing!

Track 80



That's my brother.
How old is he?
He's nineteen.

My grandmother is here.
My sister is here.
We are all here.
At his birthday party.



Fun time 4

1

Look and circle. Then say.



14



1. fourteen / fifteen

2. sister / brother

17

13

3. sixteen / seventeen

4. twelve / thirteen

2

Let's play.



Rock, paper, scissors!



3

Look, read and answer.



1. What number is it?

20

2. How old is your brother?



3. What number is it?

11

4. How old is your sister?



4

Let's play.



Mystery bag



grandmother

er



Unit 15

In the clothes shop

Lesson 1

1

Listen and repeat.

Track 81



sh

shirts

shorts

shoes

2

Point and say.



Lesson 2

3

Listen and chant.

Track 82



Sh, sh, shoes.

Sh, sh, shirts.

Sh, sh, shorts.

Shoes, shirts and shorts

Are in the shop.

Are in the shop.



4

Listen and tick.

Track 83



1



a

☐

b

☐

2



a

☐

b

☐

5

Write and say.



___irts



___oes



___orts

Lesson 3

6

Listen and repeat.

Track 84



Where are the shoes?

Over there.



7

Let's talk.



Where _____?

_____.



8

Let's sing!

Track 85



I like shoes.

Where are the shoes?

Over there. Over there.

I like shirts.

Where are the shirts?

Over there. Over there.

Unit 16 At the campsite

Lesson 1

1

Listen and repeat.

Track 86



Tt

tent

teapot

blanket

2

Point and say.



Lesson 2

3

Listen and chant.

Track 87



T, t, tent.

The tent is near the fence.

T, t, blanket.

The blanket is in the tent.

T, t, teapot.

The teapot is on the table.



4

Listen and circle.

Track 88



1



a



b

2



a



b

5

Write and say.



ten__



teapo__



blanke__

Lesson 3

6

Listen and repeat.

Track 89



Is the blanket near the tent?



No, it isn't.
It's in the tent.

7

Let's talk.



Is the _____ near _____?

No, _____. It's _____.



a



b



c

8

Let's sing!

Track 90



Is the blanket near the tent?

No, it isn't. It's in the tent.

Is the table near the tent?

No, it isn't. It's in the tent.

Is the teapot near the table?

No, it isn't. It's on the table.



Review 4

Phil and Sue

1

Listen and read.

Track 91



Hello, I'm
Phonic Phil!

... and I'm
Super Sue!

1

I want some shirts.
Where are they?



Over there.

2

How old is your brother?



He's fifteen.

3

What do you want,
Sue and Kate?



I want
some juice.

I want some yogurt.

4

Shirts are nice. But
yogurt and juice are yummy!



2

Look again and circle.



sixteen
fifteen

blanket
sister

brother
teapot

shorts
shirts

1

Listen and tick or cross.



Track 92

Self-check

13

1

☐


2

☐


3

☐


4

☐

2

Listen and circle.



Track 93

1

n

er

2

sh

t

3

er

t

4

n

sh

3

Write and say.



1

__orts



2

grandmoth __



3

eleve__



4

teapo__

4

Read and tick.



1

A: Where are the shoes?
B: Over there.



a

☐

b

☐

2

A: How old is your brother?
B: He's twenty.



a

☐

b

☐

3

A: Is the teapot near the table?
B: No, it isn't. It's on the table.



a

☐

b

☐

5

Find the words.



shoes

shirts

brother

fourteen

m	s	h	o	e	s	e	t
a	h	d	w	i	r	q	l
n	i	s	i	s	t	e	r
b	r	o	t	h	e	r	z
y	t	e	n	t	v	u	j
f	s	i	x	t	e	e	n
b	l	a	n	k	e	t	c
f	o	u	r	t	e	e	n

tent

sister

blanket

sixteen

6

Write the words.



sh

15 f

20 13 11 12

14 19 16

18 e

sh

s

t

GLOSSARY

bike	/baɪk/	xe đạp	U 2
blanket	/'blæŋkɪt/	cái chăn	U 16
box	/bɒks/	cái hộp	U 6
brother	/'brʌðə/	anh, em trai	U 14
cake	/keɪk/	cái bánh	U 12
drive	/draɪv/	lái xe (ô tô)	U 11
eighteen	/,eɪ'ti:n/	mười tám (18)	U 14
eleven	/ɪ'levn/	mười một (11)	U 13
fifteen	/,fɪf'ti:n/	mười lăm (15)	U 13
fourteen	/,fɔ:'ti:n/	mười bốn (14)	U 13
fox	/fɒks/	con cáo	U 6
grandmother	/'grænmʌðə/	bà	U 14
grape	/greɪp/	quả nho	U 12
jam	/dʒæm/	mứt	U 7
jelly	/'dʒeli/	thạch	U 7
juice	/dʒu:s/	nước ép	U 7
kite	/kaɪt/	cái điều	U 2
kitten	/'kɪtn/	con mèo con	U 2
near	/nɪə/	gần	U 16
nineteen	/,naɪn'ti:n/	mười chín (19)	U 14
ox	/ɒks/	con bò	U 6
pasta	/'pæstə/	mì ống, mì sợi	U 1
pizza	/'pi:tsə/	bánh pizza	U 1
popcorn	/'pɒpkɔ:n/	bông ngô	U 1
question	/'kwestʃən/	câu hỏi	U 5
quiz	/kwɪz/	câu đố	U 5
rainbow	/'reɪnbəʊ/	cầu vồng	U 4
ride	/raɪd/	lái xe (xe đạp, xe máy)	U 11

river	/ˈrɪvə/	dòng sông	U 4
road	/rəʊd/	con đường	U 4
sail	/seɪl/	cánh buồm	U 3
sand	/sænd/	cát	U 3
sea	/si:/	biển	U 3
seventeen	/ˌsevnˈti:n/	mười bảy (17)	U 14
shirt	/ʃɜ:t/	áo sơ mi	U 15
shoes	/ʃu:z/	đôi giày	U 15
shorts	/ʃɔ:ts/	quần soóc	U 15
sister	/ˈsɪstə/	chị, em gái	U 14
sixteen	/ˌsɪksˈti:n/	mười sáu (16)	U 14
slide	/slaɪd/	trượt	U 11
square	/skweə/	hình vuông	U 5
table	/ˈteɪbl/	cái bàn	U 12
teapot	/ˈti:pɒt/	ấm pha trà	U 16
tent	/tent/	lều, rạp	U 16
thirteen	/ˌθɜ:ˈti:n/	mười ba (13)	U 13
twelve	/twelv/	mười hai (12)	U 13
twenty	/ˈtwenti/	hai mươi (20)	U 14
van	/væn/	xe tải	U 8
village	/ˈvɪlɪdʒ/	làng	U 8
volleyball	/ˈvɒlibɔ:l/	bóng chuyền	U 8
yam	/jæm/	củ khoai sọ	U 9
yo-yo	/ˈjəʊ jəʊ/	cái yo-yo	U 9
yogurt	/ˈjɒgət/	sữa chua	U 9
zebra	/ˈze:brə/	ngựa vằn	U 10
zebu	/ˈzi:bu:/	bò u	U 10
zoo	/zu:/	vườn thú	U 10

*Nhà xuất bản Giáo dục Việt Nam xin trân trọng cảm ơn
các tác giả có tác phẩm, tư liệu được sử dụng, trích dẫn
trong cuốn sách này.*

Chịu trách nhiệm xuất bản:

Chủ tịch Hội đồng Thành viên NGUYỄN ĐỨC THÁI

Tổng Giám đốc HOÀNG LÊ BÁCH

Chịu trách nhiệm nội dung:

Tổng Giám đốc HOÀNG LÊ BÁCH

Biên tập nội dung: LÊ THỊ HUỆ – VŨ THỊ LAI – NGUYỄN ĐẶNG MAI LINH
LÊ NGUYỄN HOÀI NGÂN – NGUYỄN THỊ THANH XUÂN

Biên tập mỹ thuật: BÙI QUANG TUẤN

Thiết kế sách: NGUYỄN THỊ THUỖ DƯƠNG – PHÙNG DUY TÙNG

Trình bày bìa: BÙI QUANG TUẤN

Minh họa: NGUYỄN THẾ PHI – BÙI VIỆT DUY – PHÙNG DUY TÙNG

Sửa bản in: TRẦN THU HÀ

Chế bản: CÔNG TY CỔ PHẦN ĐẦU TƯ VÀ PHÁT TRIỂN GIÁO DỤC HÀ NỘI

Sách được biên soạn, biên tập, thiết kế với sự cộng tác của Nhà xuất bản Macmillan Education Limited và các biên tập viên Ken Wilson, Cauvis Fung và Sophia Hopton.

**Bản quyền © (2021) thuộc Nhà xuất bản Giáo dục Việt Nam
và Nhà xuất bản Macmillan Education Limited.**

Xuất bản phẩm đã đăng kí quyền tác giả. Tất cả các phần của nội dung cuốn sách này đều không được sao chép, lưu trữ, chuyển thể dưới bất kì hình thức nào khi chưa có sự cho phép bằng văn bản của Nhà xuất bản Giáo dục Việt Nam.

TIẾNG ANH 2 - SÁCH HỌC SINH

Mã số: G3HH2A001A21

Inbản, (QĐ) khổ 20 x 28cm

Đơn vị in: địa chỉ

Số ĐKXB: 309-2021/CXBIPH/7-129/GD

Số QĐXB: /QĐ - GD - HN ngày ... tháng ... năm 2021.

In xong nộp lưu chiểu tháng ... năm 2021.

Mã số ISBN: 978-604-0-25872-4